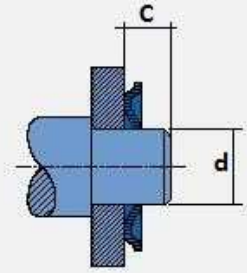
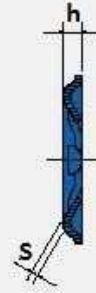
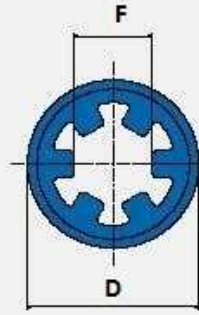


EXTERNAL, SELF LOCKING PUSH ON



2115 - 5115



Dimensioni in pollici - Dimensions in inches- Abmessungen in zoll

Ring n°	d				D	D Toll sup	D Toll inf	F	F Toll sup	F Toll inf	S	S Toll sup	S Toll inf	h	h Toll sup	h Toll inf	A	B Lbs.	C	lbs
	d min	d max	d fract	d mm																
9	,091	,097	3/32	2,39	,326	+0,005	-0,005	,085	+0,003	,000	,010	+0,001	-0,001	,029	+0,005	-0,005	3	27	,058	,160
12	,121	,129	1/8	3,17	,366	+0,005	-0,005	,112	+0,004	,000	,010	+0,001	-0,001	,029	+0,005	-0,005	4	39	,058	,194
15	,152	,160	5/32	3,96	,397	+0,005	-0,005	,142	+0,006	,000	,010	+0,001	-0,001	,029	+0,005	-0,005	4	46	,058	,211
18	,184	,192	3/16	4,77	,444	+0,005	-0,005	,173	+0,006	,000	,010	+0,001	-0,001	,031	+0,007	-0,007	6	56	,062	,260
25	,246	,254	1/4	6,35	,522	+0,005	-0,005	,234	+0,006	,000	,015	+0,002	-0,002	,042	+0,008	-0,008	6	112	,074	,528
31	,308	,316	5/16	7,92	,584	+0,005	-0,005	,295	+0,006	,000	,015	+0,002	-0,002	,042	+0,008	-0,008	8	112	,074	,651
37	,371	,379	3/8	9,53	,645	+0,005	-0,005	,358	+0,006	,000	,015	+0,002	-0,002	,042	+0,008	-0,008	8	122	,074	,678
43	,432	,442	7/16	11,1	,737	+0,005	-0,005	,419	+0,006	,000	,015	+0,002	-0,002	,045	+0,009	-0,009	10	122	,090	,948
50	,495	,505	1/2	12,7	,828	+0,010	-0,010	,482	+0,006	,000	,015	+0,002	-0,002	,054	+0,010	-0,010	10	122	,108	1,184
56	,557	,567	9/16	14,27	,889	+0,010	-0,010	,541	+0,008	,000	,015	+0,002	-0,002	,054	+0,010	-0,010	12	127	,108	1,300
62	,620	,630	5/8	15,88	,951	+0,010	-0,010	,606	+0,008	,000	,015	+0,002	-0,002	,054	+0,010	-0,010	12	137	,108	1,307
75	,745	,755	3/4	19,05	1,076	+0,010	-0,010	,728	+0,008	,000	,015	+0,002	-0,002	,054	+0,010	-0,010	14	142	,108	1,630
87	,870	,880	7/8	22,23	1,203	+0,010	-0,010	,858	+0,008	,000	,015	+0,002	-0,002	,054	+0,010	-0,010	16	142	,108	1,784
100	,995	1,005	1	25,4	1,327	+0,010	-0,010	,978	+0,008	,000	,015	+0,002	-0,002	,054	+0,010	-0,010	18	142	,108	2,050

A N. denti
Number of teeth
Zähnezahl

B Carico assiale (Lbs.)
Axial load bearing capacity (Lbs)
Längsbelastung (lbs)

ø albero
ø shaft
Wellen-ø

Dimensioni rondella
Washer dimensions
Fächerscheibenmaße

Dati Complementari
Supplementary data
Ergänzende Daten

Libbre per 1.000 pezzi
Pound per 1.000 pieces
Pfund je 1.000 St.